



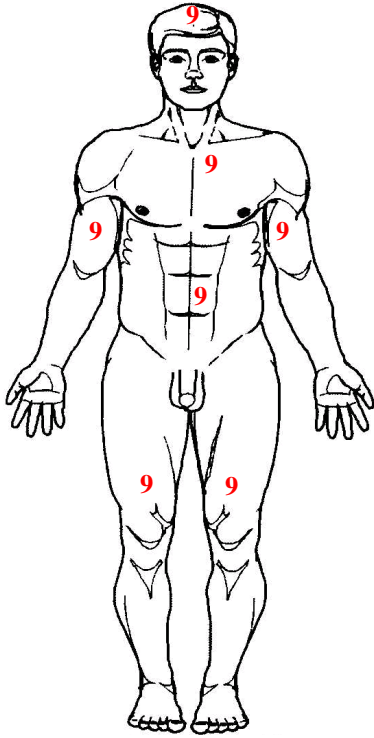
Name:

DTG / Wann Verwundung:

ID / PK:

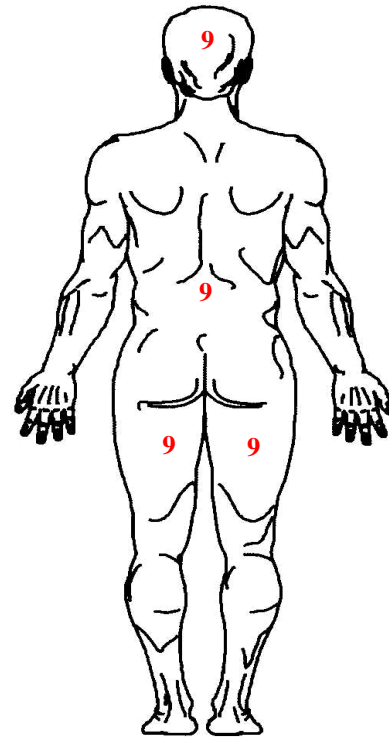
Bloodtype / Blutgruppe:

T5



- Atemwegssicherung / Airway
- Intubation / Larynx-tubus
 - Güdel-Tubus / J-Tube
 - Wendl- / Nasopharyngeal
 - Koniotomie / Cricothyroidotomy

- Arterial Bleeding / Blutung
- Tourniquet / Hemostatic dressing
- ODressing / Luftd. Verband
- NDekompression / Entlüftung
- ChestTube / Thorax-Drainage
- Wound; Packed Wound / Wunde
- Burns / Verbrennung
- # Fracture / Knochenbruch
- IV or IO / Zugang



T4

T3

T2

T1

Triage-kategorie:

DIAGNOSE / Mechanism of Injury:

Allergien:

Name of Medic / CFR:

Evakuierungspriorität Dringend (9-Liner): / Urgent


Priorität / Priority

Routine

P1/ A

P2/ B

P3/ C



Time / Uhrzeit																			
Ringer / Cristalloid	ml																		
Haes / Hespan / Colloid	ml																		
HyperHaes	ml																		
Midazolam	mg																		
Ketanest S / Ketamine	mg																		
Morphium / Morphine	mg																		
Actiq 800µg																			
Antibiose / ABX																			
	180																		
	160																		
	140																		
	120																		
	100																		
	80																		
	60																		
Legende:																			
Tourniquet ▼ angelegt																			
▲ gelöst																			
Y = Blutdruck / BP																			
● = Puls / Pulse																			
↓ = Intubation / Airway																			
X = Monaldi / ND																			
T---T = Transport																			
Bewusstsein / AVPU																			
Atemfrequenz / RR	/min																		